


—

2003



-

-

:

-

-

()

)

(

-

" "

-

Abstract

Water is an important issue in the Arab-Israeli conflict. The basic hypothesis in this research is that no solution to this conflict could be achieved unless Israel conceded to Arab rights to adequate and satisfactory use of the scarce water resources in the area. To validate this basic hypothesis, the research followed a number of approaches such as the historical, descriptive-analytic and a case study. The case study is concerned with the impact of water resources in Oslo Agreement in facilitating the achievement of a solution for the Arab-Israeli conflict. The research gives a review of water scarce resources in Lebanon, Syria, Israel, Palestine and Jordan. Water scarcity hinders the implementation of development projects. It is also a major factor in the escalation of the Arab-Israeli conflict. Israel builds settlements in areas known for their rich water resources in the occupied lands and bans natives from using these resources.

An important finding is that Oslo Agreement had undermined the role of water as a factor in the escalation of the conflict. The study concludes that in order to achieve a lasting and permanent solution to the conflict there is need to establish a joint Arab-Israeli administration to utilize water resources, agree on combined projects and Israel is to agree to the rights of the Palestinians and other Arab countries in the region for the equal use of the available scarce water resources.

Abstract

1

:

9

:

24

:

:

(

)

35

:

38

()

:

45

:

49

:

52

:

55

:

:

58

:

64

:

76 :
84 :
89 :
96 :

- :

103 :
112 :
118 :

- :

136 :
144 :
161 :
169
172
179

<hr/> 43		<hr/>	<hr/> 1-2
51			2-2
69			1-3
			2-3
73			
82			3-3
85	1995		4-3
94			5-3
99			6-3
151	1994		1-5
153	1994		2-5

29				1-1
				2-1
31				
44				1-2
48				2-2
56				3-2
56	2005			4-2
74				1-3
78				2-3
79				3-3
87				4-3
116				1-4
149		2020	2000	1-5
				2-5
158				
			1997	

مقدمة

(1)

(30)

()

*

11-9

:

*

*

:

*

*

*

:

:

/

:

/

:

/

(2)

:

"

"

:

:

-1

: -2

: -3

: -4

: -5

(3) " "

1.520

%2

%97

(4) %1

.1948

-

. 1897

" :

(5) "

" "

30 1995
() 11

2 1993 28

464 1998

(3)

(2)

(3)

” :

(6)“

：

-

493 1995 260
1156 2025 566
%5 %10 %0.5

أهداف الدراسة:

-1

-2

منهجية البحث:

إتفاق أوصلو عام

1948

،1993

:

/1

/2

/3

/4

:

:

(7)

(8)

-

(9)

(10)

1998

1999

1998

(7)

1989

(8)

(9)

(10)

“ ”

(11)

:

(12)

1998

1997

(¹¹)

(¹²)

1997

•

•

.

.

.

.

.

.

.

.

-

-

1910

()

1961

1966

;(13)

-

-

-

-

-
-
-
-
-
-
-

(14)

1970
1959

(15)

(16) 1994

34 - 33 1991

"

249

247 - 246
249

1997

(14)
(15)
(16)

1997

(17)

(18)

1815

1921

1923

.(

) 1997

(19)

300

.
:

1785

-1

(20)

1834

7

-2

1998

"

"

(17)

74

113

"

"

(18)

:

"

(19)

114

114

1999

(20)

	1906	21	-	-3
	1946	29	-	-4
	(21)			
	1957	11	-	-5
	1960	19	-	-6
	1988			-7

1988

20

(22)

(23)

1948

:()
1920 -1

(24)

" : 1922 -2

"

(25) "

" 1923 -3

"

(26)

1926 -4

"

(27) "

(²³) Robert D. Hayton and Albert E. Utton, "The Bellagio Draft Treaty", The International Transboundary Center, National Resources Journal, Vol. 29 pp 668-722, Summer, 1989

102 1996 (24)

5 1990 (25)

382 1964 (26)

6 (27)

1946 29 -5

(28)

1953 4 -6

(29)

1959 1891 -7

:

:

(30) 215

"

"

283 (28)

114 (29)

971 1990 (30)

(31)

(32)

1966

(33) "

516	1978	(31)
		. .
		(32)
		. .
258	1997	(33)

68

:

: .1

(34)

: .2

: .3

(35)

:

:

%0.4

:

%2.04

%75.6

(36)

:

319	1997	..	(34)
44	1995	..	(35)
73-72		..	(36)

8450

%22

(37)

3710

2600

%44

3740

13

2600

(38)

%55

"

"

: 1997

(39) ()

:

-1

-2

(40)

63

114

(39)

(40)

.
:

(4)
(1)

"

"

" (2)

(41) "

(42)

-1

-2

(43)

-3

84

(1)

115

(2)

273

(3)

:

:

(44)

(6)

:

-

" : (7)

(6) (5)

(45) "

" "

:

.1

.2

.3

.4

(46)

.5

:

(28,27,12,11,9,8)

:

-

-

(47)

-

1998

226 1990

(1)

(47)

527

:

()
.()
(33)
(1)

(33) (3) .

.
(10)
(48)

"

"1997

:

"

(52)

"

"

(53) "

-1995

-

(54)

⁽⁵²⁾ Bruce Russett and Harvey Starr, "World Politics: The Menu for choice", Beverly Hills, CA: 1993 P.143

1995 403 23

:

(⁵³)

19

(54)

.
: .1

(55)

:

)

:

(

:

:

:

(56)

1998-6-18 "

86

"

"

20 1996

(2)

(56)

1970 3 12.900 1996 3 7.600
%40

3 1.200 3 2.400
%40 80 1995

(57)

()

%54

.2025

%70

(58)

9 (57)

10 (58)

(1-1)

:

41
0.3 () -1
% 0.7

(1-1)

- 1000				
16	8	7.1	3.8	
6	1	5.3	9.3	
		4.2	4.9	
19	3	11.4	4.7	
15	6	4.6	2.0	
18	53	1.0	0.3	
4	1	23.9	10.06	
		19.4	5.4	
8	4	7.7	3 41.0	

2025

"

∴ •

1016

1 = 1 •

-2

1000

)

(

1000

%50

: .2

(59)

%70

%3

%1

%50

2025

184

107

368

1120

1993

667

1960

3430

%80

(60). 2025

(61)

%100

1993

:

-

www.islammemo.com (59)

31 (60)

515 (61)

(62)

(2-1)

%	(3)	() 3	3	1995	
100	128	0.84	0.310	2.37	
100	232	0.27	0.12	0.52	
100	310	15.5	5.55	17.88	
36.0	538	5.4	15.00	28.0	
66.8	3232	42.8	63.9	20.45	
96.3	965	1.24	1.39	2.00	
100	73	0.2	0.4	0.1	
100	118	1.19	0.182	1.58	
100	674	4.26	3.5	5.41	
92.5	236	0.9	0.97	4.10	
100	462	7.0	4.04	8.47	
49.00	308	0.122	0.25	0.83	
45.6	1532	9.8	21.50	14.19	
70	1238	0.81	11.5	9.3	
89.8	232	0.44	0.49	2.1	
13.5	2000	1.23	9.00	4.5	
98.4	995	58.7	59.67	60.0	

34.6	1154	11.0	30.00	26.1	
21.9	3690	1.6	7.3	2.0	
100	348	2.76	5.05	14.50	
69.00	1057	184.43	267.662	253.231	

()

:

1997 10-8

:

-

-

-

-

%80

(63)

1990

:

-

"

"

1917

1916

-

. 1919

500

800

()

:

(65)

2280

40

205

7.35

245

(66)

%65

:

(65)

2000

(66)

1998

947

: /1

- : /2

-

: /3

: /4

(67)

34

2 9.21

6670

.2 89

(68) 6

:

1992 88

(67)

26 1998

32
(68)

:

- - -

- - -

- - -

(69)

:

:

-

-

-

:

:

600

(70)

:()

⁽⁷¹⁾2 6210

10000-400

40-5

(72)

33 15 35 29

11

(70)

217 1998

www.qudsway.com (71)

217

(72)

30 (73)

: (74) 1100
400- 100

" " .
.

% 44.72

(75)
:

41 12 - 7

360

%60 1.020.813

1948

(76) 3

()

185 1969 (73)
150-147 1999 (74)
51-50 1991 76 " - " (1)
www.afaq.com (2)

500

150

400

(77)

50

130-15

12-8

120

90-30

49

1756

(78)

90

67

23

60-50

(79)

5505

(

)

(

2130)

(80)

200

375

80

32

34 1997

495 1998

(1)

www.gudsway.com (2)

(3)

www.aafaq.org (4)

401 395

177

290

800 200

1020 400

(81)

200- 100

6 (82)

2 90

-1

6-3

11-9

5.5

2 66

: -2

3-2

1

2.5

10-9

2 145

: -3

15-10

www.qudsway.com ⁽⁸¹⁾

⁽⁸²⁾

(84)

2.8

50

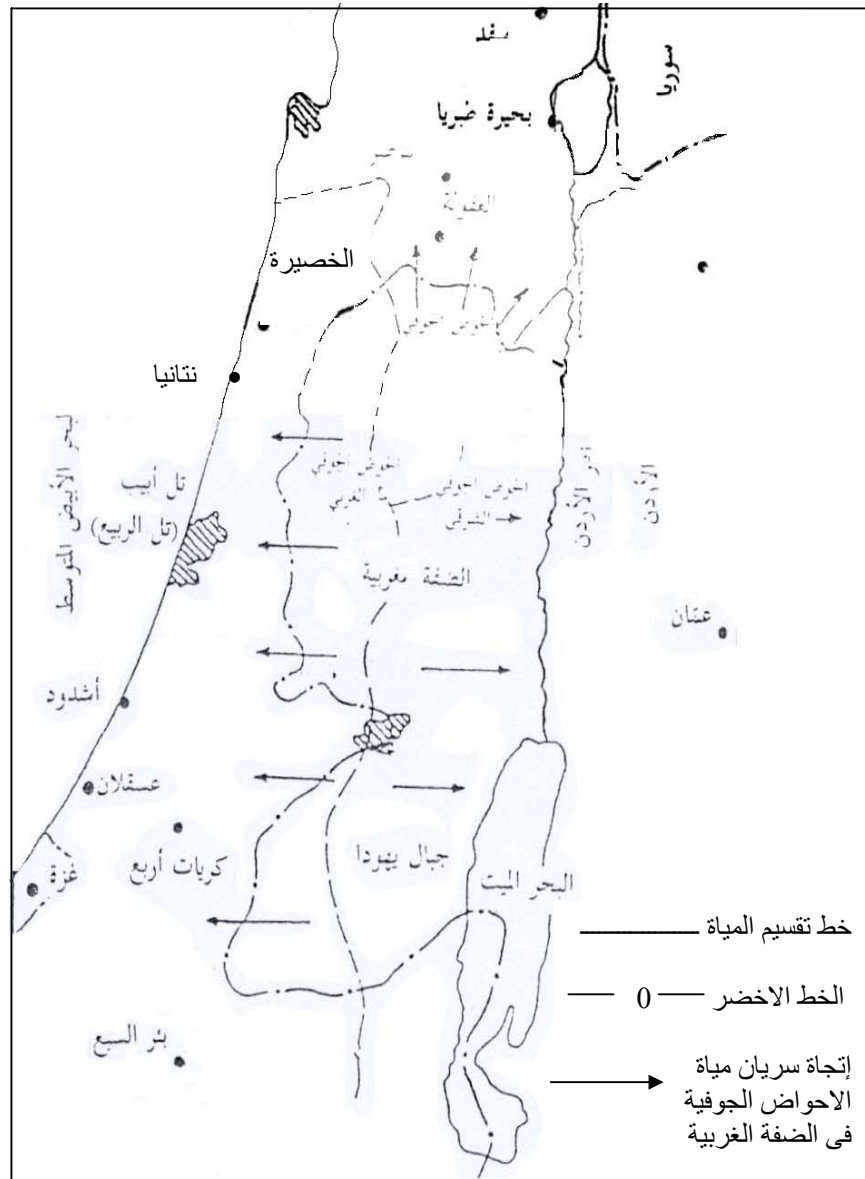
275

625

(85)

600

(1-2)



(1-2)

%100 %56	5.1	2.890.631	
%100-%7	63.240	4.435	()
%100-%14	12170	1720	()
%100-%1.4	64.510	2.650	()
%100-%12	1.754	210) (
%100-%12	1.238	154	
1000%13	536	70	()
%100 %9	106	10	(3)
%100 %31	375	118	()

www.aafaq.org -:

128

(86)

65

:

%50 2 20.856

5.1 2000

www.palestinedata.info (86)

200 30-20

(87)

-

(88)

1000-900

40 40

15 15

1205 1240

1967 15

120 900

620

1904 1949 350

2039 1994

(89)

:

.² 89.000

33 32,5 29.5

39.5

- www.qudsway.com (87)

67 (88)

" (89)

% 29.2

%7.8

:

.

-

-

-

400- 200

. 400

. 1000

-

%80

-

350

-

(90)

(91)

:

:

220

750

2 43.535

(92)

50 1994

55 (90)
 (91)
 140 (92)

60
 . 30 -20 5
 1880 252
 (93)
 . 1.5
 8
 :
 2 6800 :
 47 56 450 10
 . 5 48
 (94) . 15 19
 (95) . 160 21
 :
 5
 . 10 255
 :

www.asharqalarabi.org ⁽⁹³⁾

www.asharqalarabi.org ⁽⁹⁴⁾

9 2
 20
 (96)
 1.7
 (2-2)
 ()

	270
	125
	125
	140
	220
	70
	450
	200
	280
	1320

www.pnic.org.ps : *

780

%49

%51

1120

8500

875

245

1257 2000

2010

%25

553

230

(97)

:

17 1999

2 180.185

22

10

32

۳

9

3

45825

:

:

60

50

12

:

(98)

800

25

63

19

2

3.5

(99)

494

(97)

911

"

-

"

(98)

99

(1)

3 9.919
 3 31.4 4.296 5.633
 500 -
 6.6 % 42
 (100)

80 :

(101) 1860 25

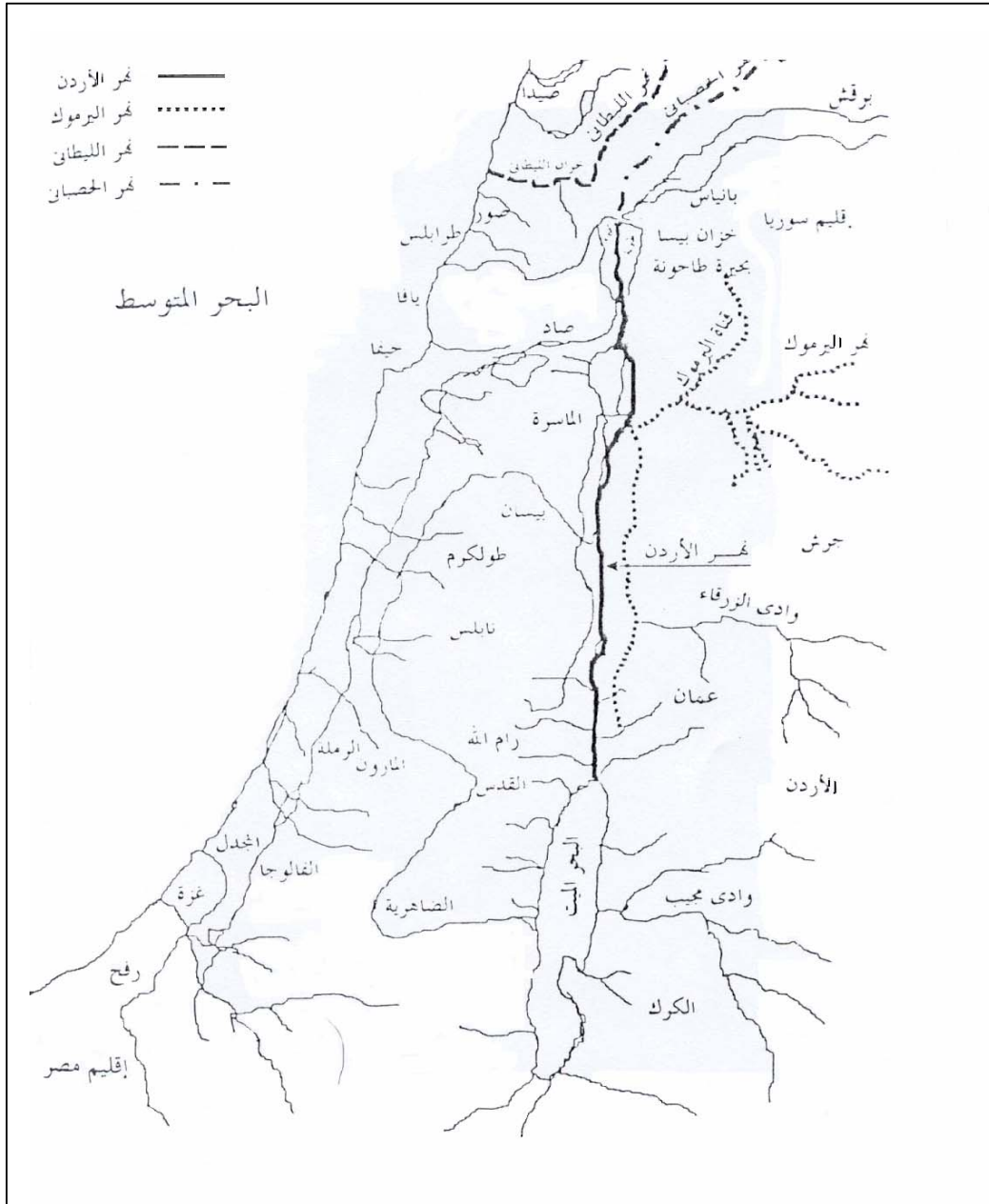
2814

(102) 210 200 2 950

- :
- 941 1000 – 800 : •
 - 760 800 – 600 : •
 - 330 450 – 330 : •

(103)

(2-2)



	3,562,000	(104).2	10,452	
	:			(105). 2000
10			:	-
			:	-
			.(3088)	
20-5			:	-
(106).	2814		:	-
				-
		(107).		
-	-	-	-	-
63	1991			(104)
2000				(105)
				122
		63		(106)
418	"		"	(107)

- - - - -
- - - - -
:

: 3 4800

.()

3000

3 12 15

60

(108)

46

(109)

:()

))

) - 4

(110) 17

(

:

25

2170

770

800

%80

450

1500

700

(111)

920

800-750

(

)

700 - 600

320

(112)

:

:
669

1087
50

368

:

2340

2025

137	(110)
65	(111)
68	(112)

□ 3.6

60

. 3 1.2

3 1.43

(116)

%99

3 64.5

(117)

8.8

(3-2)

%	()	
80.6	50.0	
7.6	4.7	
5.3	3.3	
6.5	4.0	
100	62.0	

774

(4-2)

2005

%	()	
68.6 6.86 6.99 5.48 12.07	50.0 5.0 5.1 4.0 8.8	
100	72.9	

774

:

•

(118)

:

1897

":

(119)

"

(120) "

1870

-

1873

(121)

:

1875

(

244 1993

(¹¹⁹)

15 1984

(¹²⁰)

35 1992 23

"

"

(¹²¹)

(

(122)

1880

(123)

(124)

)

1919/12/19 (

. 1916 -

(125)

: 1947 - 1922

-1

39 -38	174	"	"	(1)
63	56	"	"	(2)
			39 -37	(3)
42	1991			(4)

(126)

1941

" :

(127) "

" :1949

1934

(128) "

.1920

1920/10/30

:

"

1998 13

"

"

(5)

79

102 1996

(127)

(128)

11 1990

(129) "

.1920

(130)

1920

1923

1943

-
1923

(131) . 1948

:

(129)

56 -55 1999

(130)

102 1996

58

(131)

1926 .1

" " .2

-
.
.3

.1937

:

-

-

-

.4

1938

1943

(¹³²).

.5

:

(2)

(133)

1947

(181)

(%6)

(%56)

(134)

(%30)

1947

-
-
(135)

-
-
-

1948

" : "

"

104 (133)

" (134)

427 1998

428 (135)

(136) "

1948

:

"

"

-

(137) . 1944

" :

:

(138) "

1949

86

"

"

. (136)

339

"

56 1996

" (137)

. (138)

102 1996

1937

" "

1954

" "

(139)

:

:

-

:

-

:

-

(140)

1960

1953

1730 1953

810

(141) 1961

250

153 (3)

343 (140)

64 (141)

1953

(142)

.

:

:

:

() . -

() . -

165

106

1955

100

130

175

45

-

-

(143).1960

.()

124

(144)

74

5

120

178

65

(142)

94

(143)

65

(144)

(145)

1956

1800

900

1880

1966

(146)

:

70

() ()

(5 2)

14

0.8 .

4.4

6

30

(147)

1914

()

69

(145)

55 1999

(146)

60 -59

(147)

1934 ()
1938 (148) 194 44

1950 .
: . 1958

200 4.5 :
4

(149) .

100 . 44

50 .

3000

(150) .

:()

71 (148)

62 . (1)

73 72 (150)

1850

(151)

. 1875

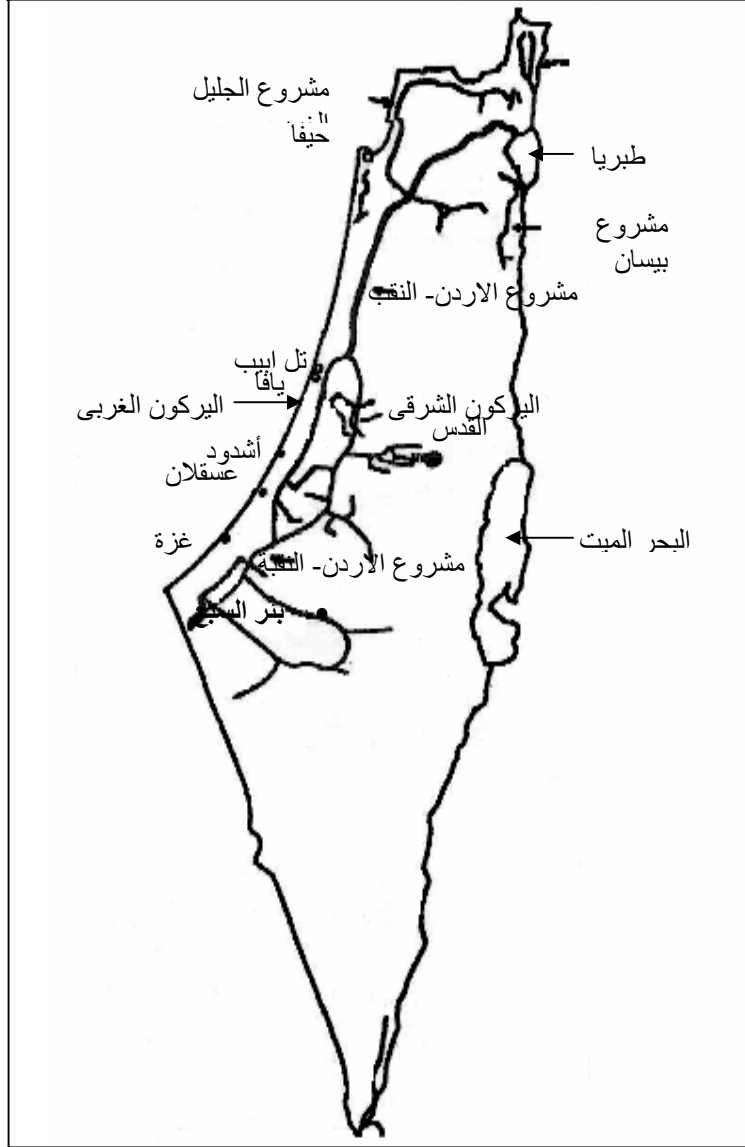
1899

1919

400

27

(1-3)



(152)

1981

700

10 8

800

:

800

600

1.5

950

2

(153)

1250 900

:

78

(152)

78

(153)

(154)

(155)

:

720

(156)

129 1991
161 160 1994

73

(154)

(155)

(156)

:

:

":

(157)"

1967

1948

1967

(92)

(158)

"

"

(159)

48 1996 2

"

"

(157)

88

(158)

41 40

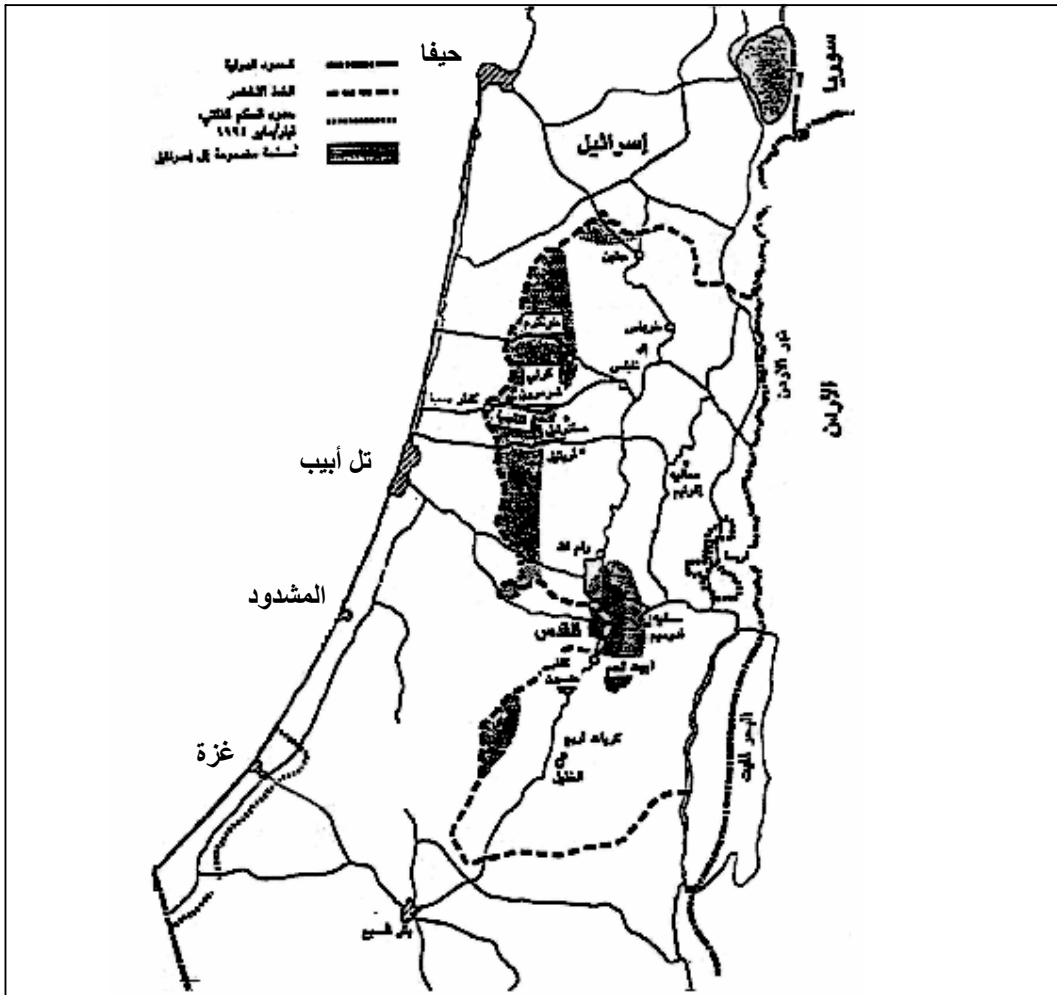
(159)

1967.

70%

خريطة رقم (2-3)

الأراضي التي ضمتها إسرائيل لضمان السيطرة على منابع المياه في الضفة الغربية.



* المصدر: طارق المجذوب ، مرجع سابق ، ص 156

%30

600
(160)

100 90

%100

15 50

3 90 1990

120

400

40

() 137 1990

() 100

(161) 1990 1985

(1-3)

2000	1994	
1257	780	
277	120	()
160	90	()
2039	1904	

496

.. :

2000

800

210

:

()

1926

)

(

(162)

1938

. 1951

300

1944

%9

1945

%50

1952

(163)

40

1953

"

(164) "

:

1213

410

394:

.1

46

(163)

152

(164)

490 774 : .2

30 45 : .3

(165) : .4

%4

%63.5

%32.5

1953

1955

%33

121

(166)

%23

:

-

-

150

750

18

(165)

1986 17

"

"

(166)

(167)

:

(2-3)

					/
35	-	-	35	-	
20	-	-	-	20	
497	375	100	-	22	
492	25	377	-	90	
243	-	243	-	-	
1287	400	720	35	132	

www.pnic.gov

:

•

320 200

150

(168)

344

(167)

14

(168)

" .
 " : "
 " :
 .1
 .2
 .3

(169)

:

(170)

(3-3)

()

				/
-	-	-	20	
-	-	200	-	
-	90	-	-	
-	120	-	-	
150	-	-	-	
80	-	-	-	
380	-	-	-	

25 - 70				
635 - 680	210	200	20	

www.pnic.gov

: •

1953

4

500

:

200

1963

1959

:

300

1966

1963

:

(171)

%13

(172)

257

"

"

(171)

496 1985

(172)

30

(173)

1964

:

:

.1

.2

.3

:

.1

.2

:

774

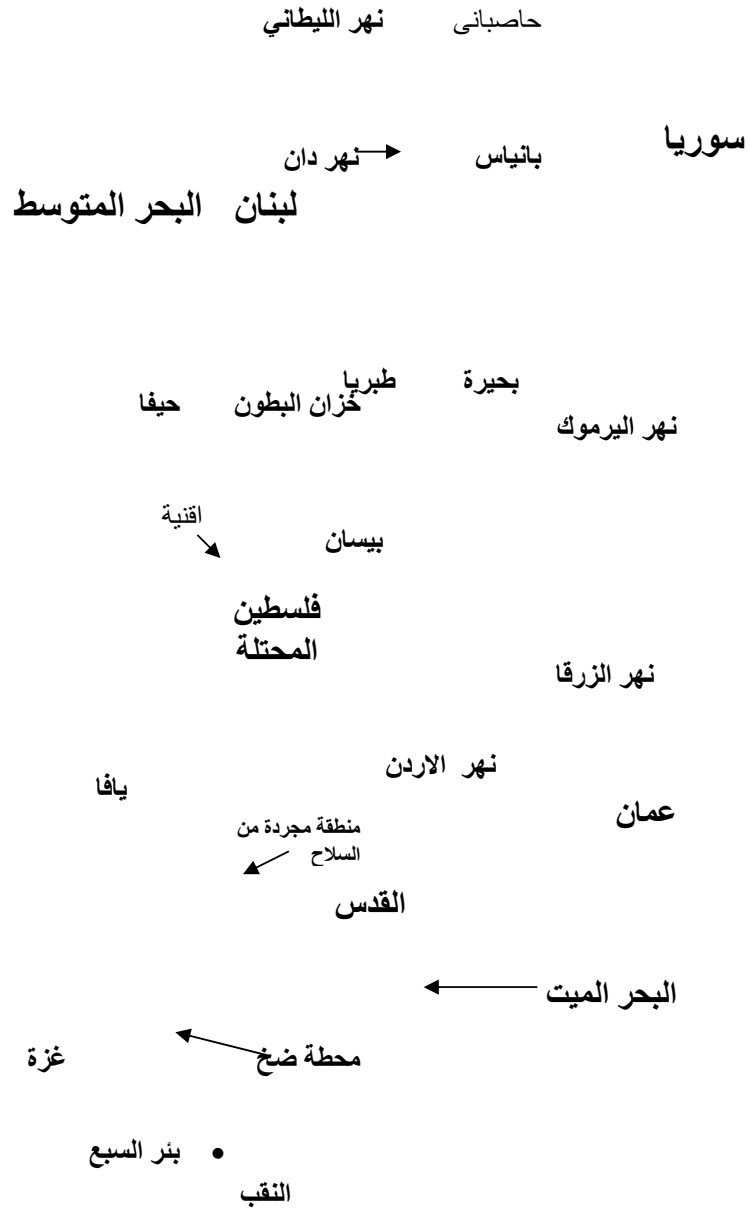
%40

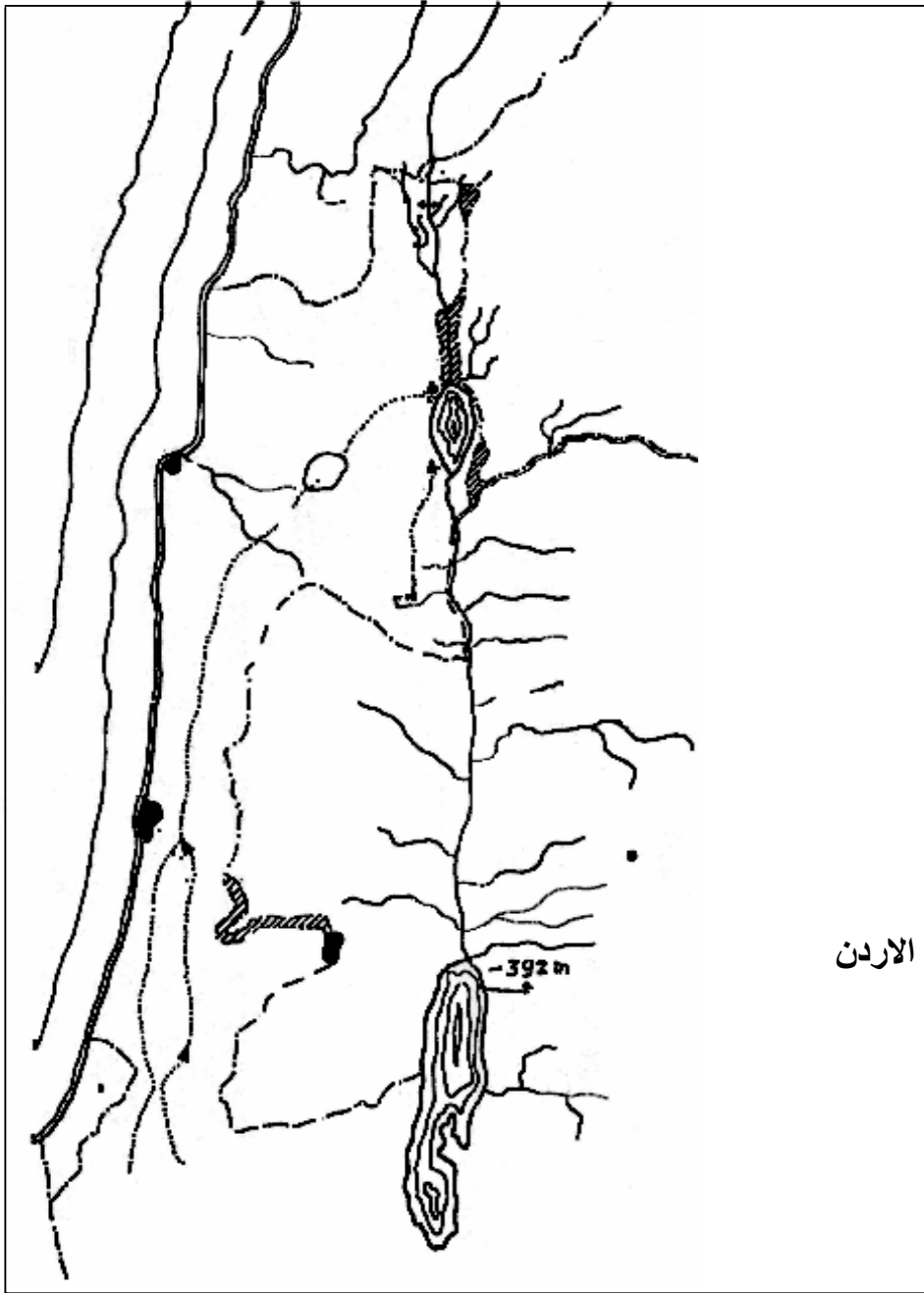
1.300

140

100

(3-3)





الأردن

(174)

1967

"

(175)

1300

862

2020

:

- 20

100

. 1967

30

650 - 350

(176)

78 77

. (174)

.1998/6/18 "

" (175)

84

(176)

1919

"

-

(177) "

1981

(178) . 1967

" :

()

(179) "

:

:

:

"

"

1973

:

(180) . 1948

50.000

30

1990

(181) . 15

91 (177)

91 (178)

72 (179)

91 (180)

1971

9 8

600 × 900

1.5

6

(182)

31.5

8.7

4500

1500

500

2500

(183)

46

45

170

5

250

160

2.7

660

313

112

120

(182)

(184)

1993

(185)

10.5

1.2

"

"

(186)

%30

1967

(4-3)

106

(184)

100

(185)

118

(186)

(4-3)

()

	1967	1967	
250	600	350	
200	700	500	
50 - 40	150 -100	100 -60	
3	5	2	
15	25	10	
200	200	-	

310

"

"

. . . :

•

:

1897

(187)

1903

()

(188)

1919

25

1920

" :

(189) "

: 1941

"

(190) "

1926

(191)

1947

1948

1949

"

" :

418

"

91

91

420

"

(188)

(189)

(190)

(191)

(192) "

" "

1954

1450

2345

1290

400

300

" "

430

350

30

790

(193)

:

"

(194) "

1954

" :

80

(¹⁹²)

310 1993

" (¹⁹³)

145 1994

(¹⁹⁴)

(195) "

" "

1919

1967

10

" "

(196)

6

1989

" "

(197)

140

" "

(198)

1982

1983 10

440	(195)
139	(196)
166	(197)
139	(198)

				(199)
	30	"	-	-
		450		670
				31
-				
			-	-
		(200)	30	
	600			450
660				
	(201)	340		
				2000

132	(199)
54	(200)
141	(201)

20
()
72

()

400

(202)

1920

/)

(1997

2001

1967

“ ”

10

(203)

(5-3)

%85

% 15

:1895

"

"

" :1894

"

" :

1893

(204) "

1891

1939

-:

1891

.1

1902

.2

	()	1906	.3
)	1929	.4
	" (
	"		
()	1939	.5
	48		
		4	
	1953		.6
		(205)	
1939		1959	.7
		84	
18.5		55.5	
(206)		10	
		1980	

(207)

37

- 144

(205)

(206)

99 1996 86

271 (207)

1967

(208)

:

()

-:

-:

-:

.(

)

1897

1903

(209)

800

%1

.1974

:

(210)

30

-

250

(211)

()

.1977

850

150

(212)

12

(213).1979

299 1979

272

(210)

90

(211)

(212)

273

(213)

1979

1980

()

()

1979

.()

" :

(214) "

1995

()

" :

(215) "

(216) "

(%85)

1973 1973
1989 3

(217)

1948

.1

(218)

.2

2.1

.3

(219)

200

171
259

259

(216)
17
(217)
(218)
(219)

4

.1959

7

1902

4.5

(220)

4

1993

(221)

2002/2/14

" :

1929

" :

(222) "

137 (220)
 1998/4/22 (221)
 1624 2002/2/21 (222)

-

:

1965

()

()

1982

1965

1974

1975

1967

(223)

" "

1973

1977

(224)

" "

175- 174

"

28 1988

13 1987

(1)

(2)

" :1956

"

" :

(225) "

"

(226) "

1988

(338) (242)

1993

176

"

"

(1)

49

57

(2)

1988/12/14

(227)

1988 30

1988

(338) (242)

(228)

1990 20

20 1996

-

6 2000

(227)

(228)

.1989 6

"

"

"

.1989/ /16

"

"

"

(242)

(229)

(338)

1989 / /18

1990

1990

50

1990

1973

(338)

1967

(242)

1973/12/21

(230)

-

-

192 1995

(1)

1987

1987

"

"

1991

1991

"

"

(

)

1991/10/18

.1991

30

"

"

(338) (242)

(231)

-

(232) (338) (242)

-

-

-

-

:

" "

" "

1991 29

(- - - -)

(233)

:

"

(234) "

(338) (242)

	132	1992	107
1992	107		"

"	"	(1)
"	"	(2)

:

1956

1967

1982

1964

(235)

-

1991/10/30

(236)

:

1992

1978/3/19

⁽²³⁷⁾(425)

211 1992 108
198 1997

"

"

(236)

(237)

(238)

1949

1992/6/22

1967

"

"

1992

27

400

(239)

"

"

" :

(240) "

93

1993

15

148

1999

189

1998

"

"

(238)

(239)

(240)

:

" - "

" "

1.2

3

.(- 275)

1.5

)

(1947

0.37

(241) 100

:

" "

47

1992
 1994 1993 1993 1992
 .1996 1995 1994
 .1993 1992

()

"

(242) "

(1-4)

()

0.350	12	4.500	23	6.165	12	
1.200	1	6.000	21	3.245	5	
-	-	-	-	7.000	6	
-	-	0.320	12	0.575	6	
-	-	1.000	18	1.505	9	
1.100	4	2.000	36	2.524	6	
-	-	-	-	0.420	4	
-	-	-	-	0.101	11	

400

)

(

1996/2/13

(243)

:

:

.

-

.
 :
 -
 1993 13
 .
 " "

1993
 :
 1994 4 -1
 .
 -2
 .1994 29
 " " -3
 7 1995 28
 . -
 .
 1997 17 -4

1998 23 () -5
1995 28
:
(244)

1991 29

1993

1993

1993/8/14

1993/1/21

(245)

()

1993

222

(244)

(245)

1993/5/8

"

"

" :

"

:

"

(246)

(247)

"

"

.1973

"

"

1993/8/20

" "

(242)

()

" "

1949

(248)

"

":

(249) "

":

"

1993

13

" "

() :

) :

(250) .(

)

(
23 22 21 20 19 10 9 2
(251)

)

1993 9

34 1993

177

(2)

.8 -7 1993 177

"

(1)

(252) (

-

(338) (242)

1967

(253)

-

" :

...

..

..

...

...

(254) "

..

"

()

"

.

"

/

/

...

.(338) (242)

⁽²⁵⁵⁾ "(338) (242)

()

"

"

.

"

"

1992

"

"

:

" "

"

(256) "

(257)

.69 1

4 1993 177

"

"

(1)

(1)

- -
/ /
.

(258)

- -

1994/10/26

-

(259) .1994

(260)

"

" "

(261)

:

279 1998

"

218

.70	(2)
.	(3)
"	(4)
69	(261)

-1

-2

-3

-4

(262)

" "

"

(263) "

: -

1994/5/4

1993/9/13

1994/4/29

(264)

"

-

-

"

(265)

%75

(266)

%15

1994

1993 241

"

"

(1)

15

141

(2)

1967

(3)

.

(
- (31) -

.

(267)

....

"

(268) "

(35)

.

(269)

:

1995 28

-

(338) (242)

1996

(270). "1993 13

-

. 1995 27

71

(269)

(2)

190 1996 25

" : " " (-5)

(271) "

(272)

" "

()

" "

()

()

()

25

()

(273)

18

1998/10/23

(24)

"

-

"

(273)

21 1995

(274)

"

() %13

() %12 () %1

"

(275) () () %14.2

()

%40

()

" " (276)

%13 %3)

(

"

"

(277)

183 1999 37 (1)

171 - 170 (2)

" (3)

278 1999

1999 239 21 " " (4)

(278)

"

"

" :

(279)

28.6

(280) "

1999

÷

1988

187

(1)

404

"

"

(2)

404

(3)

1982

" " "
" "
(281)"

" "

"

(²⁸¹)

249 1996

-

:

1994 4

17

1994

1994 19

1994

14

40

.1994

(282) 1994

1994 13

" "

(283)

1995 24

22

1996

()

(284)

1995 4

"

"

(282)

170

1994

117

120

"

"

(283)

8

1995

223 - 222

"

"

(284)

1995

(285)

1993

60

30

1997

(1)

(2)

123

"

" (285)

218 -213 1996

1997/1/19

(2)

(2)

) (286).

" "

()

2

.((

()

7.1 ()

-

.1996

"

" "

(287) "

" "

" " "

" "

" "

(288) "

1998 238

21 1998 "

" (286)

" (287)

38

42 (288)

1997 19

"
"
1999

" "

() 50 30 1998
()

(289)

27 ()

1998/1/14

(290)

840

" "

%15 -²

%40

" : 2000

1980

" "

%30

(291)

(292)

"

"

" " (290)

227 2001

" " () (291)

48 2002

228 (292)

.2000
25

:

(293)

%30

%60

(294) ()

()

(293)

48 42 2000
132

(294)

() () ()

(295)

2.8

(296)

1994

%16

1998 %20.1

1999 1992

(297)

1996

250

30

53

(295)

233

"

"

(296)

171

"

"

(297)

28

:

(298)

" :

(299) "

24

(2)

1995

.1

.2

.3

.4

(300)

9.5

(301)

28.6

5

80

70

(302)

(303)

28.6

" "

1995/10/10 (301)

www.ahram.org (302)

: (303)

(304)

1996

1996

50

4

6

40

35

15

()

25

31

4

(2)

(305)

1995

660

%17

(306)

" ;

(307) "

(3)

(6)

246

503 1998

"

"

(304)

503

"

(305)

277 1998

"

"

(306)

9 59 2003/5/19

"

"

(307)

1959

82

340

400

10

65

125

25

200

(308)

55

(309)

" :

"

www.plofm.com⁽³⁰⁸⁾

www.plofm.com ⁽³⁰⁹⁾

(310)

2000

.2020

(1-5)

.2020 2000

(/)

2020	2000	
8.524.060	6.200.000	
1.887	1.989	
1.000	1.400	
1.023	651	
157	147	

"

"

:

*

2000

2020

:
1967

%70

%45

(311).

(312)

400.000) %2.6
() (%6.5
.()
%1
7000 . %18
%15

		300		
		(313)		
2000			1993	
	359.841			215.928
		100.000		600
			1979	22 (446)
		1999		
	70 - 50			340
%1.8	51			

(314)

(315)

(316)

720

314

500 -300

27

(317)

% 3- 2

(318)

%95

%5

:

%90

(319)

60

140

40 35

800

(320)

96	1999					(317)
	50	1991	76	-		(318)
	71	1991				(319)
443	1998			"	"	(320)

()

282

(321)

(322)

1994

(323)

2000

1200

179

26

52 (321)

6 (322)

:

65 63 1999

200

3.5)

(

(324)

30

(325)

78

:

5 .1

5 .2

40.4

-

68 .3

8 .4

1.5

50

.()

7000- 2500

:

3

.%7

-1

.%38

-2

.%55

-3

:

-1

-2

(326)

-3

-4

%25

(327) %2

94.7)

%5.7

(

90

(328)

70

89

%90

(329)

:

(2-5)

.1997

%10	
%19	
%38	
%21	
%46	

www.plofm.com :

www.plofm.com ⁽³²⁶⁾

www.plofm.com ⁽³²⁷⁾

www.aafaq.org ⁽³²⁸⁾

www.plofm.com ⁽³²⁹⁾

(330)

(331) "

"

:

:

.1

%67

(a

%27

(

)

(b

%6

(c

:

.2

44.000

(a

113.000

(b

%87

(c

43.000

(d

⁽³³²⁾ %13

-

450

(333)

$$\begin{array}{r} / \quad 600 \\ / \quad 500 - 400 \end{array}$$

$$\begin{array}{r} / \quad 900 \\ : \\ -1 \\ -2 \\ -3 \end{array}$$

$$\begin{array}{r} / \quad 3 = \\ / \quad 14 - 12 = \\ (334) \quad / \quad 34 - 21 = \end{array}$$

(335)

www.plofm.com ⁽³³⁴⁾

www.plofm.com ⁽³³⁵⁾

(336)

” ”

85

110

380

(337)

:

300)

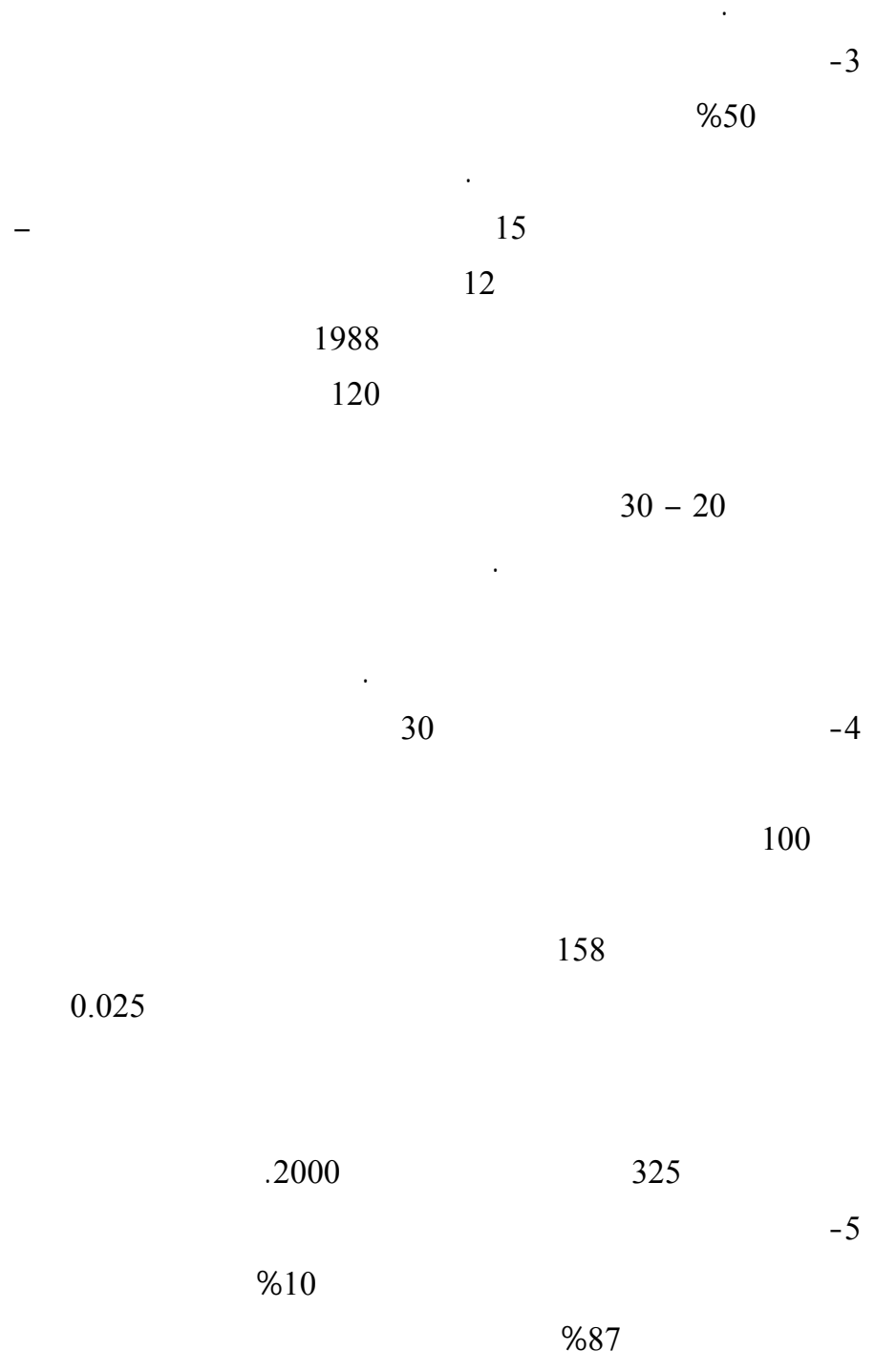
-1

(

-2

www.ctl.nl/water/arabic/news.com ⁽³³⁶⁾

⁽³³⁷⁾



%50

(338)

1981

" "

()

:

-1

-2

200

800

750

542

130

63

.1980

" "

(339)

341 1991

199

(338)

(339)

800

8

-1

-2

-3

1996 11

200

1990

" "

4.7

22

(340)

60

1.2

-

(341)

" "

2003

:

:

-

.()

-

.

:

:

()

-

-1

-

-2

.

:

()

()

-

-3

.

()

-4

.

.

-5

.

:

()

()

-6

)

-7

.(

-8

.	-9
:	()
.	-10
.(7)	-11
.(8)	-12
(342)	-13

)

(

213 ()

" 1967 " " " " "

" :

"

(343)

"

"

:

-1

-2

-3

-4

1997

:

-

-

-

-5

-6

قائمة المراجع و المصادر

- :

	1997	_____
	1996 2	_____
2002	13 1998	_____
	1993 15	_____
	1995 24	_____
	1996 25	_____
	1998 34	_____
	1999 37	_____
	2000 42	_____
2000	1992 107	_____
	1992 108	_____
	1994 117	_____
	1995 120	_____
	1996 123	_____
	1996 86	_____
	1987 175 - 174	_____
	1992 88	_____
	1986 17	_____
	1991 151	_____
	1993 174	_____
	1993 176	_____
	1993 177	_____
	1998 238	_____

1999	239	_____
1999	241	_____
	56	_____
	1992	23 _____
	1991	76 _____
	2003	59 _____

1998/4/22	_____
1998/6/18	_____
1993/10/29	_____
1994/11/14	_____
1995/10/10	_____
1624	2002/2/21 _____
	1995/7/6 _____
	1996/2/15 _____
	2001/3/15 _____

()

www.afaag.orgwww.plotm.com
www.asharqalarabi.org
www.ctl.ni/water/arabic/news.com
www.emoe.org
www.islammeno.com
www.palestinedata.info
www.pnic.gor
www.qudsway.com

_____)

(1994

_____ 1995

1998

" _____ "

1997

" - "

1998

" _____ "

1998

" _____ "

1998

" _____ "

1998

" _____ "

1998

" _____ "

1998

"2025 _____ "

1998

" _____ "

1998

" _____ "

1998

" - "

2001

" _____ "

1998

" _____ "

2000

" _____ "
1998

" - _____ "
1998

" _____ "
1998

(1993 28) ()

" _____ "
1998

" _____ "
1998

" _____ "

" _____ "
1998

: -

) 21 _____

(1998

(1997) _____

(1984) _____

(1997) _____

(1994) _____

) _____ :

(1999

(2000) _____

(1997) _____

) _____

(1995

(1994) _____

) _____

(1998

) _____

(2000

) _____

(1997

) _____

(1996

) _____

(1999

1991 _____

(1987

) _____

(1999) _____

(1996) _____

) _____

(1986

(1990) _____

(1991) _____

) _____

(1995

) _____

(1997 2

) _____

(1995 3 23

) _____

(1988

(1964) _____
 1993 - _____
) _____ (1991

 (1990)
) _____ (1998
) _____ (1999

 (1996 209)
) _____ (1996
 (1997) _____
 (1985) _____ "
) _____ (1990

 (1979) _____
) _____ (1996
 (1990) _____
 (1995) _____

Bruce Russett and Harvey Starr, "World Politics: The Menu for Choice", Beverly Hills, CA: 1993
 Kalevi Holsti, "Peace and War: Armed Conflicts and International Order", (1648-1989), Cambridge, 1990
 Robert D. Hayton and Albert E. Utton, "The Bellagio Draft Treaty", The International Transboundary Center, National Resources Journal, Vol. 29 pp 668-722, Summer, 1989

)

(1969